


Introducing PowerCADD 9



Welcome back to the Future.

Apple's Mac OS X 10.6 (Snow Leopard) introduced:


- refinement of the operating system and user interface,
- optimization of 64 bit (Core 2 Duo and Xenon) processors for blazing speed,
- the operating system to transition from 32 bit to full 64 bit,
 - a farewell to the past "Classic" Mac formats.

PowerCADD 9 introduces :

- refinement to implement coveted Mac OS X 10.6 features,
- optimization to take advantage of the blazing speed of Mac OS X 10.6,
 - an elegant bridge for users to bring forward their archived files and again,
- the adoption of user suggestions to optimize productivity.

Introducing PowerCADD 9

What does this all mean for PowerCADD 9 Users ?

- If the  Menu's *About This Mac* says Intel Core 2 Duo or Xenon, your Mac is ready for the future.
- PowerCADD 9 users will have the fastest, most sophisticated and elegant PowerCADD released to date.

Here is Why . . .

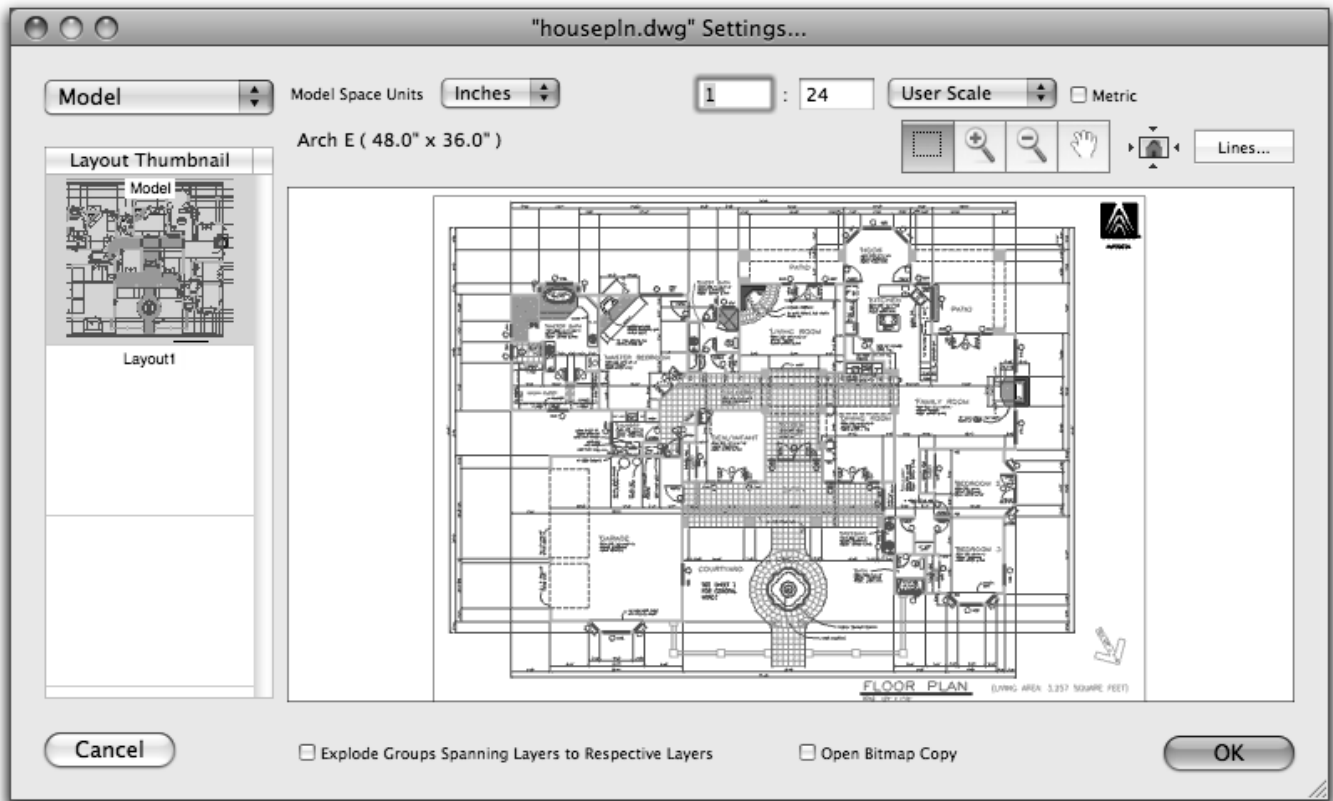
- All drawings created in or brought forward to PowerCADD 9 will automatically be indexed by *Spotlight* so that you can search your drawings and archives by the word content within each drawing.
- All drawings created in or brought forward to PowerCADD 9 will let you take advantage of *Quick Look*, an OSX 10.6 feature that shows a thumbnail of the content of a file without opening it. Select the file and tap the space bar.
- 9 Users will be able to edit the Alpha back plane of bit images and get rid of that annoying back plane rectangle for images to be used as symbols.
- 9 Users will be able to import PDFs, convert the PDF content to editable objects, and edit the individual content as though created in PowerCADD.
- 9 Users will have the advantage of smaller file sizes and a more compact program size. These means more speed and more available storage.
- 9 Users will have direct access to OS X 10.6's text engine through PowerCADD 9's Advance Text tool.
- 9 Users will have the full advantage of all the speed that Mac OS X 10.6+ affords and other PowerCADD enhancements that were made possible due to this major speed increase.

Introducing PowerCADD 9

DWG Translation

The DWG Translator has been taken to the next level in ease of use and accuracy, including:

- Read and Write Release 2010
- A much improved translation interface for both Model and Paper Space.
- Translates Hatches correctly - scale, color, line weight and rotation.
- Translates Text Diacriticals created using Advance Text Tool (é, ü, ö, ç . . .).
- Translates Stacked fractions.
- Resulting translation files (in & out) are smaller.



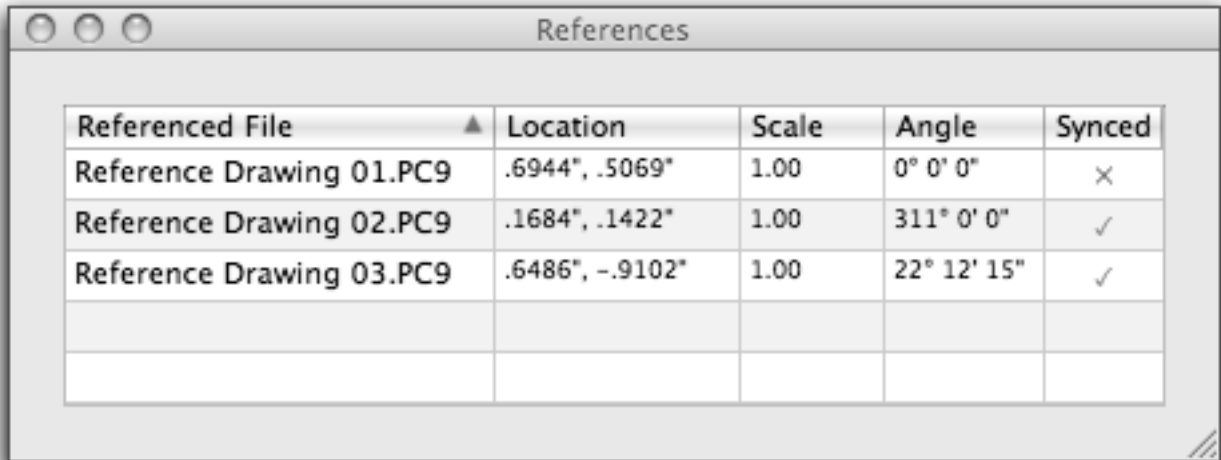
Live (Place) Area

The Place Area function is now live and interactive, as a Tool Menu pick, as a control click on the Tool Palette, or as a control click on an object. PowerCADD 9 Users will have full control over Font style and size, units, fractional & decimal accuracy of Place Areas and/or Perimeters.

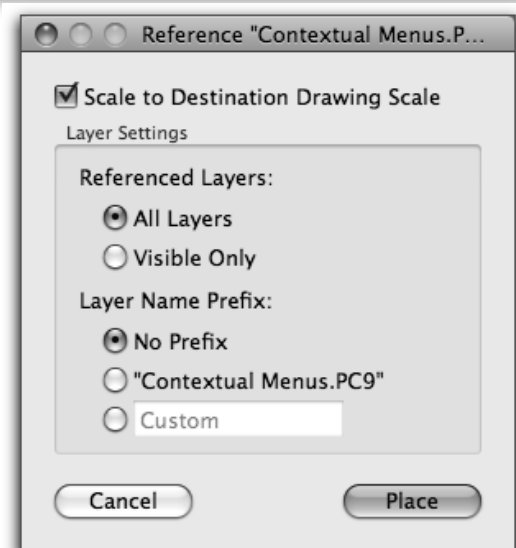
Introducing PowerCADD 9

Reference Files

Reference Files has been totally reworked to make the user experience easier, more logical and very productive. References can be moved, masked and rotated.



Referenced File	Location	Scale	Angle	Synced
Reference Drawing 01.PC9	.6944", .5069"	1.00	0° 0' 0"	×
Reference Drawing 02.PC9	.1684", .1422"	1.00	311° 0' 0"	✓
Reference Drawing 03.PC9	.6486", -.9102"	1.00	22° 12' 15"	✓



Scale to Destination Drawing Scale

Layer Settings

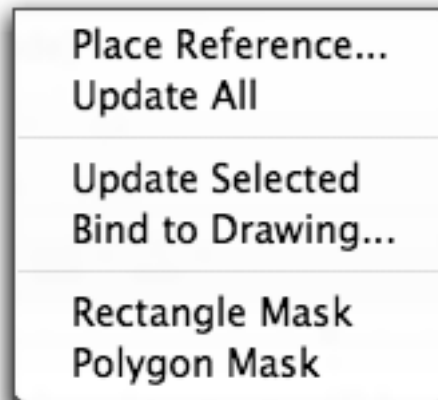
Referenced Layers:

- All Layers
- Visible Only

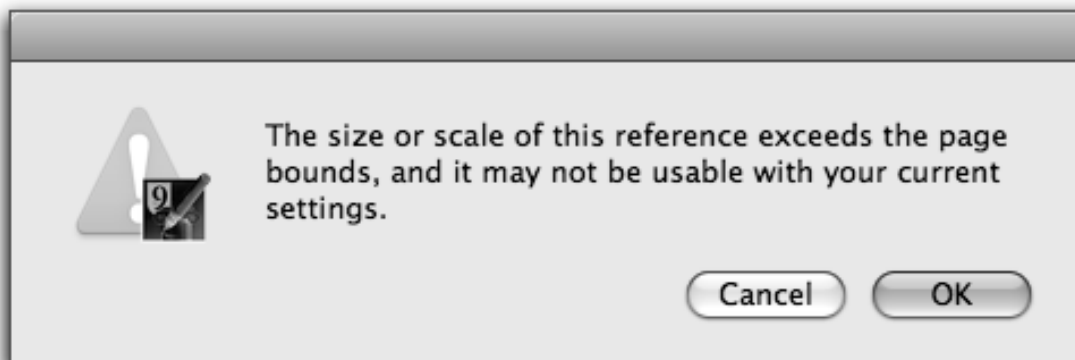
Layer Name Prefix:


- No Prefix
- "Contextual Menus.PC9"
- Custom

Cancel Place



- Place Reference...
- Update All
- Update Selected
- Bind to Drawing...
- Rectangle Mask
- Polygon Mask



 The size or scale of this reference exceeds the page bounds, and it may not be usable with your current settings.

Cancel OK

Introducing PowerCADD 9

Moving to the Future - Open and Convert Old Files

PowerCADD 9 provides an elegant way to move all your old files and symbol libraries forward to the 9 format and into the future required by OS X 10.6+.

One file at a time can be opened and auto-converted or a batch of files can be opened simultaneously. PowerCADD 9 will retain the original file name and write out a new file suffixed by ".PC9" without overwriting the old file.

To convert a batch of archived (old) version PowerCADD files, place the files in a folder, select all and drag & drop onto the PowerCADD 9 icon to convert such files. The converted ".PC9" files will be saved automatically to the same folder as the original old files. We did say "elegant".

You may open and convert Drawings and Symbol Libraries from these:

PowerCADD 8 • PowerCADD 7 • PowerCADD 6

PowerCADD 2000 • PowerCADD 4 • PowerDraw 6

Nudge Auto Scales

Set Nudge in your drawing, change drawing's scale or activate a different layer with a different scale, and voila, your nudge settings auto-scale to the new scale. 6" will be 6" regardless of the scale of the layer or scale you switched to.

The Overview Window

The Overview Window redraw speed is now almost instant.

Line End Caps - Round or Square

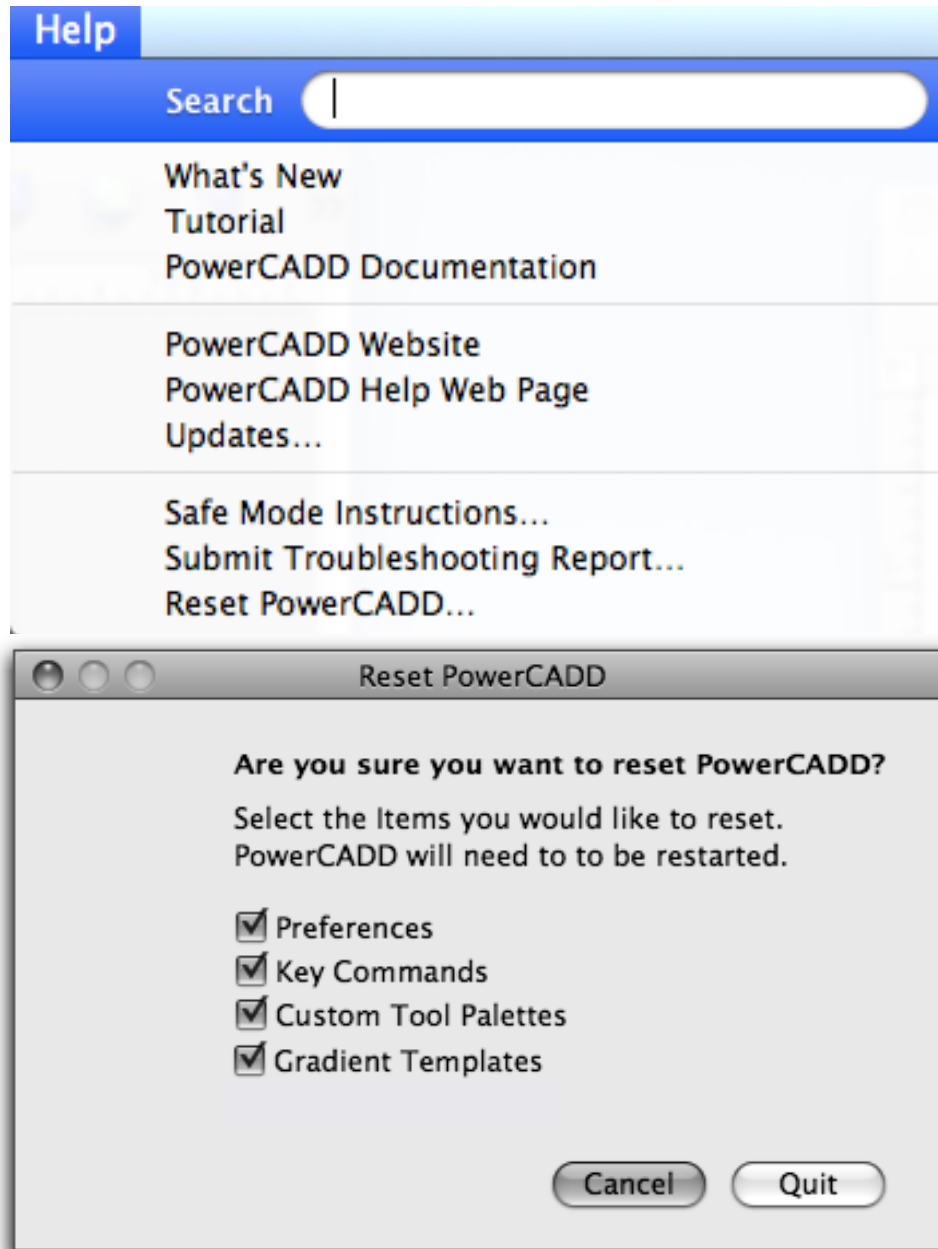
9 Users can select the line end caps that they wish by control clicking Tools or drawn objects.

Introducing PowerCADD 9

The Help Menu

The Help Menu now provides direct access to:

- The Search function for *Mac OS X Finders Online Help*,
- A *What's New* (searchable) pdf that outlines all the new PCD9 features,
- *PowerCADD 9's Manual* as a searchable pdf, and more.



... and there is much more to make PowerCADD 9 users more productive.